

ELS-1150

Compact Electro Optic Level Switch available in Nickel-Plated Steel or Stainless Steel

The enhanced ELS-1150 series is the highest performing electro optic level switch from Gems Sensors. The ELS-1150 features a microprocessor board design to provide a wide range of capabilities including sinking and sourcing and time delay outputs. The strong fused glass prism eliminates leak potential and is capable of handling extreme temperature and pressure applications up to 2500 psi. Built with solid state reliability, the sensor is available at an affordable price in Nickel-Plated Carbon Steel or Stainless Steel. The compact size of the sensor makes them ideal candidates for monitoring the small, pressurized vessels found in HVAC, refrigeration and hydraulic applications in Oil and Gas. The sensors are most commonly used for low, high and intermediate level detection in a variety of media.

The stainless steel version (ELS-1150SS) is excellent for application requiring corrosion resistance and is ideal for acids, solvents and dielectric water applications. An explosion proof version, ELS-1150XP, is excellent for applications in Oil & Gas that require small, accurate level sensing of constant media (ie. hydraulic fluid or coolant).

Contact our factory experts for additional ordering information and options.

Applications

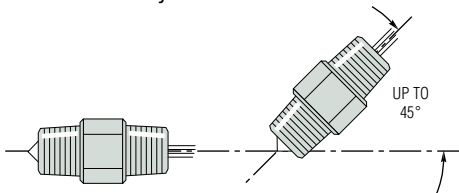
- Hydraulic and lubricating oil reservoirs
- Corrosive liquids such as: acids, solvents, and dielectric water applications
- Critical fluid level monitoring on machine tools, compressors, chillers and other industrial OEM equipment
- Medical Equipment; Anesthesia, Histology

Specifications

Mounting	1/2" NPT, 3/4"-16 Straight Thread
Materials	
Housing	Nickel-Plated Carbon Steel or Stainless Steel
Prism	Fused Glass
Operating Pressure	0 to 2500 PSI, Maximum
Operating Temperature*	-40°F to +257°F (-40°C to +125°C)
Input Voltage	5-28 VDC ±5%
Current Consumption	~1 mA
Output	Open Collector/Emitter Output, 100 mA Sink @ 30VDC, Max.; 100 mA Source, Max.
Electrical Termination	22 AWG, Polymeric, 12" to 14" Extended Lead Wires
Approvals	CE, UL File E31926

Mounting Attitude

These units must be mounted horizontally or up to 45° from horizontal only.

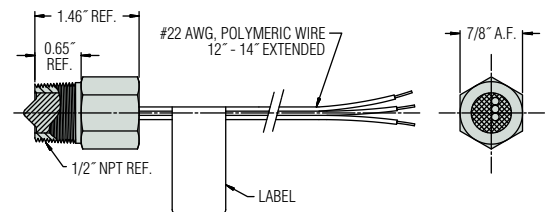


ELS-1150

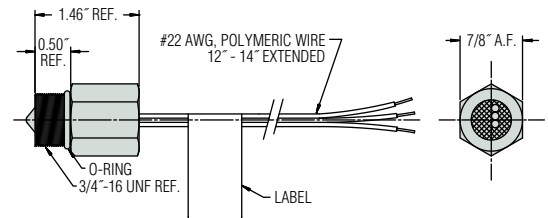


Dimensions

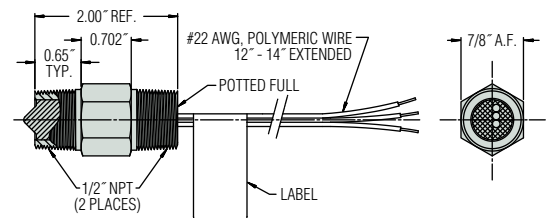
1/2" NPT Mounting



3/4" - 16 Straight Thread Mounting

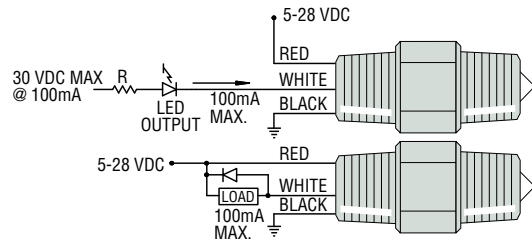


1/2" NPT Conduit



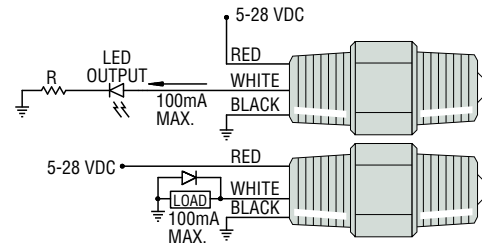
Wiring Diagrams - Typical

Sinking



Note: Inductive loads must be diode suppressed.

Sourcing



How To Order

Specify Part Number based on Input Power/ Output Condition and material required.

Housing Material	Output Configuration	Operation	1/2" NPT Mounting	3/4" - 16 Straight Thread	1/2" NPT Conduit
Nickel Plated Steel	Sink	Wet	229251	232716	229182
		Dry	229252	232717	229183
	Source	Wet	229253	232718	229184
		Dry	229254	232719	229185
Stainless Steel	Sink	Wet	229255	232721	229186
		Dry	229256	232722	229187
	Source	Wet	229257	232723	229188
		Dry	229258	232724	229189

Extended Power and Switching Capabilities of 12 VDC Models with Gems.

Converts TTL output signal to 5 Amp relay output. Available as open circuit board or mounted in a NEMA 4X enclosure (pictured). See Page A-35.

